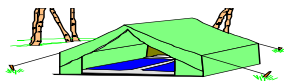


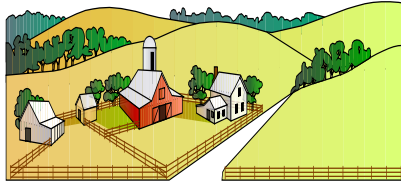



POLK COUNTY YOUTH FAIR EDUCATIONAL EXHIBIT PROJECT FORM

EXHIBITOR'S NAME \_\_\_\_\_

CLUB/CHAPTER NAME: \_\_\_\_\_

EXHIBIT TITLE: \_\_\_\_\_



1. Name the class or project you participated in from which this educational exhibit resulted.

---

2. Why did you select this topic/theme for your educational display? What is the importance of this information to the public?

---

---

---

---

---

---

---

---

---

---

---

---

---

---

---

---

---

---

---

---

---

---

---

---

3. Where did you obtain your information for this exhibit?

ARTICLES/BOOKS:

<u>Title/Publication Name</u>	<u>Author</u>	<u>Date</u>
<hr/>		
<hr/>		
<hr/>		
<hr/>		

<hr/>		
<hr/>		
<hr/>		
<hr/>		
<hr/>		

INTERVIEWS:

<u>Name of Person</u>	<u>Occupation or Title</u>	<u>Date</u>
<hr/>		

---

---

---

---

---

---

4. What did you learn as a result of the information you obtained and work you did while making your educational exhibit?

---

---

---

---

---

---

---

---

---

---

---

---

---

---

---

---

---

---

---

---

---

---

---

The following questions are optional. However, exhibitors are encouraged to participate in these activities.

5. List other places where your exhibit was used as an educational display - e.g. Library, a 4-H club exhibit, school exhibit, etc.

<u>Activity</u>	<u>Location</u>
_____	_____
_____	_____
_____	_____

6. List demonstrations, talks, workshops or field trips you participated in a part of the project or activity from which you based your exhibit:

<u>Activity</u>	<u>Location</u>
_____	_____
_____	_____
_____	_____

Date \_\_\_\_\_

Name \_\_\_\_\_

Club/Chapter Name \_\_\_\_\_

Exhibit Title \_\_\_\_\_